



District Report Card: 2017


State: Nagaland	District: Phek
Class: 5	Subject: Language
Schools: 46	Students: 515


Participation/Coverage


Students

 GENDER	Boys		Girls	
	Number	%	Number	%
	242	46.99	273	53.01

 AREA	Rural		Urban	
	Number	%	Number	%
	515	100.00	0	0.00

 CATEGORY	SC		ST		OBC		GEN	
	Number	%	Number	%	Number	%	Number	%
	5	0.97	508	98.64	2	0.39	0	0.00

 CWSN	LD	VI	HI	S&LD	ID	Oth
	0	0	0	1	0	0

 Management	Government		Government-aided	
	Number	%	Number	%
	515	100.00	0	0.00

Average Performance of Students in Language (%)

Overall	Gender		Area		Management		Social Group			
	Male	Female	Rural	Urban	Govt.	Aided	SC	ST	OBC	GEN
55.96	55.87	56.04	55.96	0.00	55.96	0.00	84.00	55.79	30.00	0.00

Performance on Learning Outcomes (LOs)

Learning Outcomes	Description	Average Performance(%)
L504	Reads and comprehends independently storybooks, news items/ headlines, advertisements etc.	53.28
L508	Reads text with comprehension, locates details and sequence of events	57.30

Range of Performance of Students who Answered Correctly							
Below 30%		30% - 50%		50% - 75%		Above 75%	
Number	%	Number	%	Number	%	Number	%
59	11.46	142	27.57	227	44.08	87	16.89

Lowest Performing Learning Outcomes (LOs)

- 1 - Reads and comprehends independently storybooks, news items/ headlines, advertisements etc. (53.28)
- 2 - Reads text with comprehension, locates details and sequence of events (57.30)